

## Home Practice Guide April—Flute

Name \_\_\_\_\_ School \_\_\_\_\_

**Instructions for Home Practice Guide Completion:** Each week, your child’s practice should have a specific focus. We are providing you with practice goals and objectives for each week of the month. In most cases, your child will receive instruction on the material prior to playing the material at home. Each week, he/she needs to practice the assigned material repeatedly. Once your child feels prepared to play the assigned piece(s) for you, he/she will give you a short concert and/or explanation of the material. Once the concert is completed, please sign the appropriate week’s box.

Date	Page #s	Pages Completed/Song(s) Played	Parent Sig.
	AoA pgs. 13, 14	Review any 3 songs from page 13 or page 14 in the Accent on Achievement book and play them for a parent. List the songs here: 1. _____ 2. _____ 3. _____	
	AoA p. 15	Play #'s 50- Aura Lee 51- Frere Jacques  *Final Countdown *Centurion	
	NONE	*Attack of the Garden Gnomes *Rio Bravo *Pirates of the Caribbean  *Fill Out the Crossword Puzzle on the Back side of this Guide	

### **End of the Year Spring Band Concerts (please save these dates)**

**\*\* Monday May 8<sup>th</sup> 6:15 PM- report time, 6:30 PM- 7:00 PM-concert  
George White, Hidden Hills, and Wood Canyon Bands  
@ Wood Canyon Elementary**

**\*\*Tuesday May 9<sup>th</sup> 6:15 PM- report time, 6:30 PM- 7:00 PM-concert  
Del Obispo, John Malcom, and Lobo Bands  
@ Clarence Lobo Elementary**

**\*\*Thursday May 18<sup>th</sup> 6:15 PM- report time, 6:30 PM- 7:00 PM-concert  
San Juan Bands  
@ San Juan Elementary**


Many of our spring concert songs are posted online for practicing at our website:

**<http://www.mrwentzel.com/bandpractice.html>**




**Due the Week of May 1st**

# Musical Crossword Puzzle II





Complete the crossword puzzle using the clues below.



## ACROSS

2. To play detached, short.
4. 
8. 
9. To play smoothly between two or more different notes.
10. 

## DOWN

1. 
2. 
3. 
4. 
5. ***p***
6. To gradually slow down the tempo.
7. ***f***